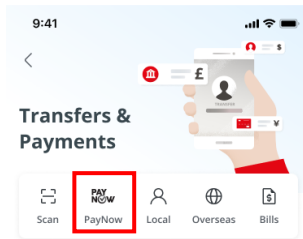


OCBC Digital – Transfer & Payments

Step by step guide to make a PayNow NRIC/FIN transaction

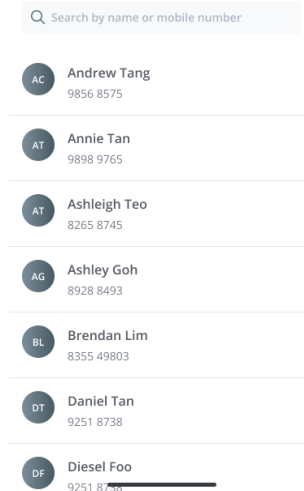
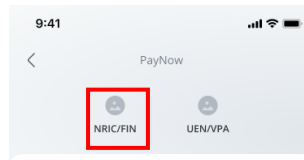
1. Navigate to “Transfer & Payments” and tap on PayNow




Manage

- Scheduled transfers >
- Transaction limits >
- Payee list >
- GIRO services >

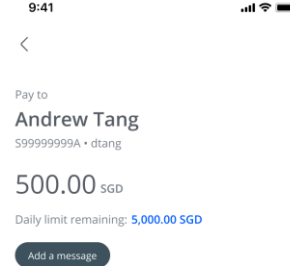
2. Tap on NRIC/FIN



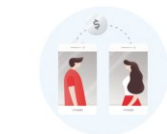
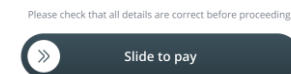
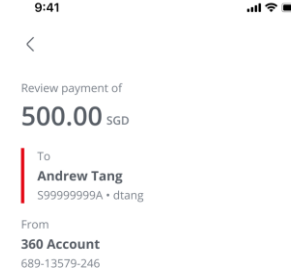
3. Input a valid NRIC/FIN



4. Verify name of intended PayNow recipient



5. Review payment details and “Slide to pay” to confirm



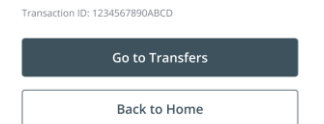
Processing your payment...

6. Success payment acknowledgement



500.00 SGD paid

To
Andrew Tang
S99999999A • dtang
When
Today, 22 Feb 2022
[See transaction details](#)



Tip: To verify transaction, check transaction history on OCBC Digital or login to Internet banking > Customer Service > Check Internet Transaction Status