

Parent Guide:

SHOP LIKE A SMART SAVER

Learning Outcomes

This activity introduces your child to the concept of spending less by forming smart shopping habits. Through this activity, your child will:

- Understand that different products can have different prices, quantities, and value
- Learn how to compare cost per unit to find the better deal
- Practice making thoughtful spending decisions within a limited budget
- Form the habit of looking for discounts, or value packs before making a purchase
- Reflect on how choosing wisely helps stretch their money further and avoid unnecessary spending



Overview of the Game

In this fun role-play activity, your child becomes a smart shopper on a mission to make the most of their budget. They will “shop” from a pretend bookstore, compare prices and deals, and make decisions about what to buy and what to skip.

This activity introduces children to real-world financial concepts like value-for-money, discounts, and cost-per-unit, in a playful and age-appropriate way.

Materials Needed

- Shop Like a Smart Saver 1 and 2 printables


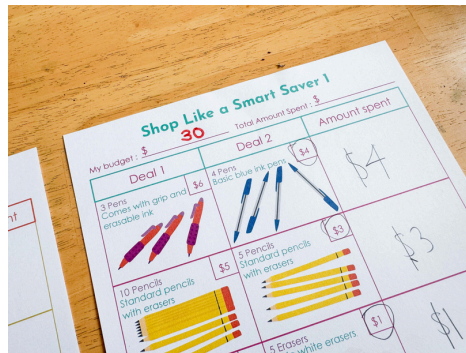
Prepare the Activity

- Download and print Shop Like a Smart Saver 1 and 2 printables.



Activity Instructions

- Tell your child: "Today, you're going shopping at the bookstore with a budget of **\$30** to get ready for back to school. Your mission is to buy everything you need, but here's the challenge: spend your money wisely, compare your options, and stay within your budget. Let's see how far your money can go!"
- Invite your child to explore the items. Each one has a price tag and product details.
- Let your child compare pairs of similar items and choose what to "buy". Total up the cost at the end.
- Use the conversation starters below to guide a discussion about how they compared their options and made their final decisions.
- Try a second round with a lower or higher budget. Say: "Now imagine you now have \$28 (or \$35). What would you change? What would you take out or swap to stay within the new budget?"



Conversation Starters

Here are some thoughtful prompts to guide your child's learning during and after the activity:

While Playing:

- "Which one gives you more for less money?"
- "If you spend \$5 on this, how much will you have left?"
- "Is it better to get one item or more in a pack?"
- "Do you feel like you got good value for your money?"
- "In this choice, did you prioritize quantity or quality?"

After Playing:

- "Did you manage to get everything you needed and stay within budget?"
- "How did you decide what to buy? What did you prioritize?"
- "Was there something you wanted but didn't get? Why?"
- "What made you feel like you were getting a good deal?"
- "Would you make different choices next time?"

Talking Points for Common Questions & Objections







Children may naturally ask questions that challenge the idea of spending less. These moments are wonderful opportunities to reinforce thoughtful decision-making and build lifelong money habits.

- **Child:** “Why can’t I just get the one I like the most?”
 - **Parent:** “That’s a great question. Sometimes the things we like do cost more, and that’s perfectly okay. But it’s also smart to ask: is there something similar that costs less or gives us more value? Learning to compare helps us make better choices.”
- **Child:** “Why is this one cheaper if it looks the same?”
 - **Parent:** “Good observation. It might be because of the brand, quality, or a special deal. What matters most is checking what we’re actually getting, how much is inside, and whether it’s worth the price.”
- **Child:** “Can’t I just buy everything and go over the budget?”
 - **Parent:** “It’s tempting, right? But part of being a smart shopper is learning to make choices within a budget. If we spend everything now, we might not have enough left for something important later.”
- **Child:** “Why do adults look for discounts and compare prices?”
 - **Parent:** “Because saving money, even a little at a time, adds up. When we find discounts or good deals, our money can last longer, and we can still get the things we need or like.”
- **Child:** “Why don’t we just buy the one with the most every time?”
 - **Parent:** “It might seem like more is always better, but that’s not always true. Sometimes it’s more than we need, or we might not even use all of it. Smart shopping means thinking about what we actually need and whether it’s really worth spending the extra money.”



Shop Like a Smart Saver 1

My budget : \$ _____ Total Amount Spent : \$ _____

Deal 1	Deal 2	Amount spent
<p>3 Pens Comes with grip and erasable ink</p> <p>\$6</p> 	<p>4 Pens Basic blue ink pens</p> <p>\$4</p> 	
<p>10 Pencils Standard pencils with erasers</p> <p>\$5</p> 	<p>5 Pencils Standard pencils with erasers</p> <p>\$3</p> 	
<p>3 Erasers Fun animal or fruit shapes</p> <p>\$1.50</p> 	<p>5 Erasers Basic white erasers</p> <p>\$1</p> 	
<p>1 Exercise book Hardcover, thick paper</p> <p>\$2</p> 	<p>3 Exercise books Soft cover, normal paper</p> <p>\$3</p> 	
<p>24 Colour pencils More colours, standard quality</p> <p>\$10</p> 	<p>12 Colour pencils Less colours, standard quality</p> <p>\$6</p> 	

Shop Like a Smart Saver 2

Deal 1		Deal 2		Amount spent
<p>1 ruler Standard 15cm rulers</p> <p>\$1</p> 	<p>3 rulers Standard 15cm rulers</p> <p>\$2</p> 			
<p>1 glue stick Non-toxic</p> <p>\$1</p> 	<p>5 glue sticks Non-toxic</p> <p>\$3</p> 			
<p>Zipper pencil case Plastic zip pouch</p> <p>\$3</p> 	<p>Box pencil case 3 compartments, with cartoon characters</p> <p>\$6</p> 			
<p>Pencil sharpener With shaving case</p> <p>\$2</p> 	<p>Pencil sharpener Basic, no case</p> <p>\$1</p> 			
<p>4 files Standard plastic file</p> <p>\$4</p> 	<p>2 files Standard plastic file</p> <p>\$2.50</p> 			