

DECLARATION & AGREEMENT ON BEHALF OF THE APPLICANT

By signing below, I/we confirm that I/we am/are authorised to sign this application form for and on behalf of the Applicant.

In consideration of you processing our application (as stated herein), I/we hereby declare, warrant and agree:-

- i. That all information submitted above or otherwise in connection with my/our request(s) in this form are true and accurate in all respects;
- ii. that I/we understand, accept and agree the provision of the services requested is subjected to the terms of the OCBC Cardmember's Agreement (Business), a copy of which is available on the OCBC website (www.ocbc.com). I/we jointly and severally agree to be bound by the same which shall include any amendment, alteration and addition made thereto as may from time to time;
- iii. that I/we will supply any additional information and documentary proof as you may require and/or execute all documents and instruments and do all acts and things as may be required by you in connection with the processing of this form and the operation and maintenance of our OCBC Business Credit Card(s) with you;
- iv. that Oversea-Chinese Banking Corporation Limited ("OCBC") has the right not to approve any of the request(s) in this form at its absolute discretion. I/We understand that in the event that my/our request(s) is rejected, OCBC is not under any obligation whatsoever to give me/us any reason or explanation.

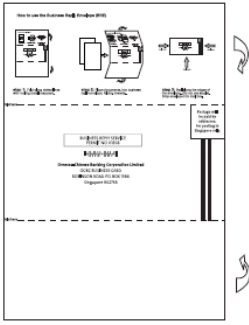
To be signed by persons authorised to sign OCBC Business Credit Card Maintenance Forms:

(Sole Proprietorship – Sole Proprietor / Partnerships – All partners / Companies or LLP – As per directors' or partners' resolution)

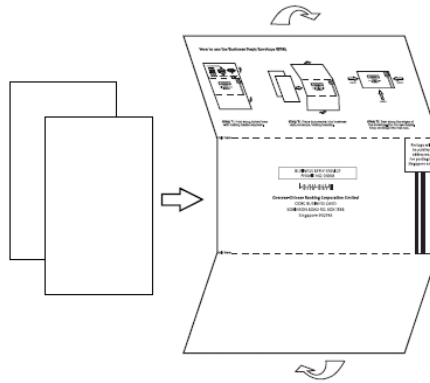
_____ Authorised Person Name: ID no.: Date:	_____ Authorised Person Name: ID no.: Date:	_____ Authorised Person Name: ID no.: Date:	_____ Authorised Person Name: ID no.: Date:
---	---	---	---

FOR BANK'S USE ONLY		
Attended/reviewed by: Staff ID, Stamp & Signature	Checked by: CSM/BM Name, Stamp & Signature (for branches only)	Branch Stamp (for branches only)

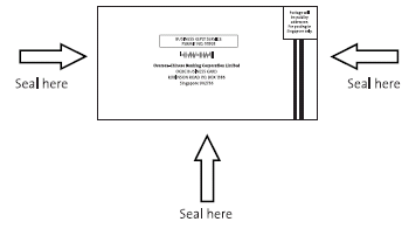
How to use the Business Reply Envelope (BRE)



Step 1
Fold along the dotted lines. Fold the top and bottom sections inwards with the mailing address in front.



Step 2
Enclose your documents within the sleeve created in Step 1.



Step 3
Seal the edges with clear tape to secure your documents inside.

BUSINESS REPLY SERVICE
PERMIT NO. 01808



Oversea-Chinese Banking Corporation Limited
OCBC BUSINESS CREDIT CARD
ROBINSON ROAD P.O. BOX 1386
Singapore 902736

Postage will be
paid by
addressee.
For posting in
Singapore only.